



BINCHE TRIANGULAR MOTIF

BY SUSAN ROBERTS



Susan Roberts, July 2008 100/2

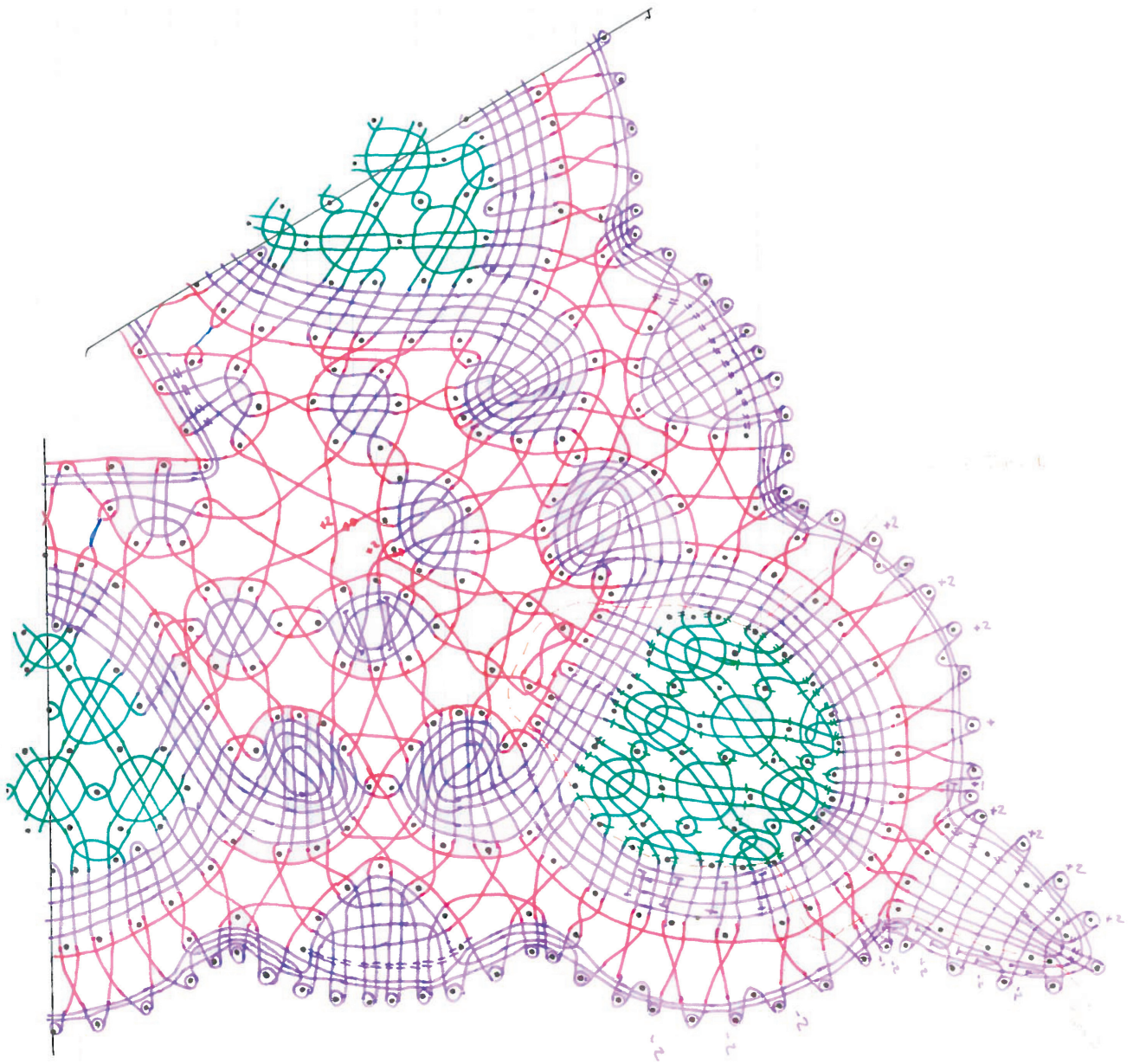


Susan used:

Egyptian cotton 100.

You will need 31 pairs plus 21 extra pairs for each corner.

Anyone who has studied Binche lace design at the Kancentrum in Brugge will tell you that you play with mirrors (and copies of your straight lace) to design lots of corners which you then have to take through working out where all the pairs will go and then test everything out. The pattern shown here originates from a straight piece of lace designed by Anne-Marie Verbeke-Billet. I like to be a bit different and decided to do a three corner motif I saw in my mirrors. However I like my corners to look like they do in the mirror. The down side of this is that you have to add more pairs than you might at the point of the corner to get the point. The pattern could be adjusted relatively easily to remove the points (this is what Anne-Marie wanted me to do but I decided to do the corners shown here).



Working diagram for Triangular motif